

POLISHED GOLD THERMOSTATIC REMOTE CONTROLLED LED MUSICAL RECESSED CEILING MOUNT MIST WATERFALL RAINFALL SHOWER SYSTEM WITH HAND SHOWER SPECIFICATIONS

Shower Head



Shower Head 3 Functions: Waterfall, Rainfall & Mist

Shower head size: 20 x 20 inch

Each function can run all together and separately

Music and LED light work by electronic

All Metal Material: Solid Brass; Stainless Steel (top showerhead, hose)

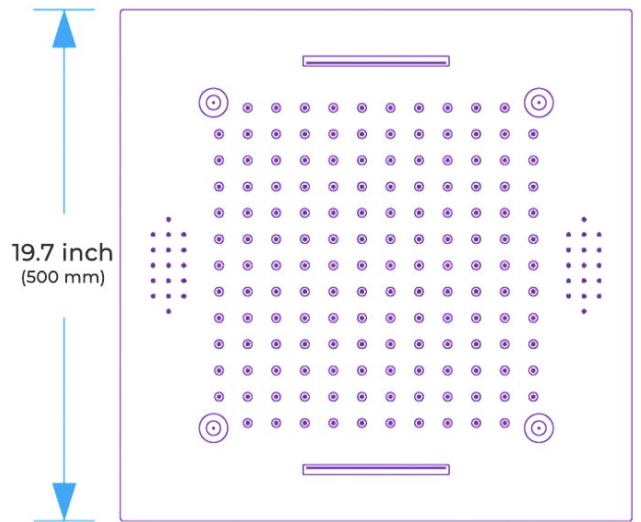
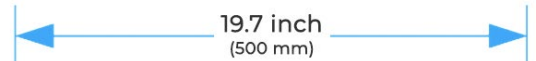
Shower Head Mounting: Flush on ceiling

Hand Spray Hose: 59 inch

Water flow: 2.5 GPM ~ 5.5 GPM

Water pressure: 0.3 MPA ~ 1 MPA

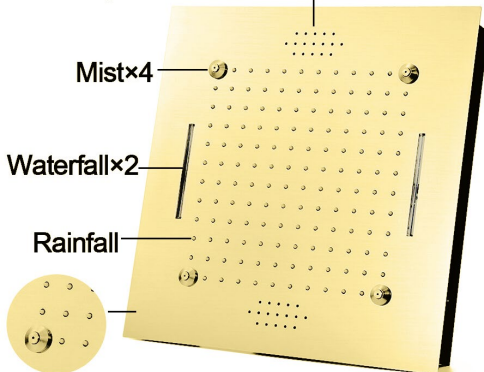
Water pipe lines: 3/4 inch water pipes for the hot and cold water mixer inlet, the others are 1/2 inch



Product shown is only for installation display purpose

304 Stainless Steel

Speaker x 2 [500x500mm]

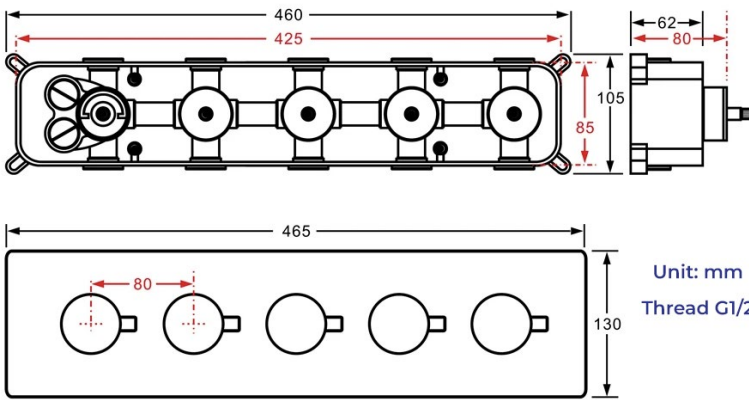


Water Pressure: 0.3-0.5MPA
Shower Flow Rate: 9-25L/min




All dimensions and specifications are nominal and may vary. Use actual products for accuracy in critical situations.

Shower Mixer




Unit: mm
Thread G1/2

All Function can be used at the same time.




38°C
Thermostatic Control

Main body
Brass casting body

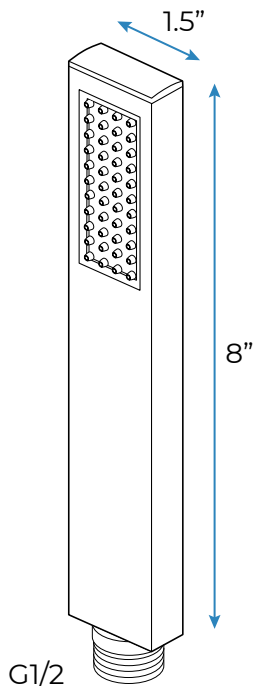


Embedded Depth: 60mm



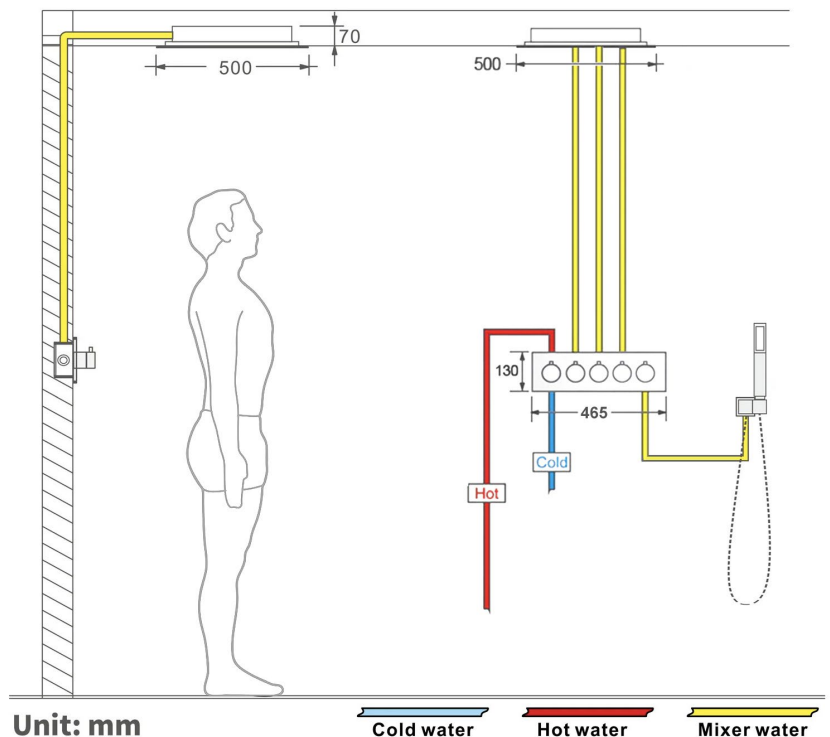
Product shown is only for installation display purpose

Hand Shower



Flow Rate: 2.0 GPM / 7.6 LPM

Shower Mixer Connections



Unit: mm

Cold water Hot water Mixer water